

UNITED STATES
SECURITIES AND EXCHANGE COMMISSION
WASHINGTON, D.C. 20549

FORM 8-K

CURRENT REPORT
PURSUANT TO SECTION 13 OR 15(d) OF
THE SECURITIES EXCHANGE ACT OF 1934

March 2, 2022
Date of Report (Date of Earliest Event Reported)



The Chemours Company

(Exact Name of Registrant as Specified in Its Charter)

Delaware
(State or Other Jurisdiction
Of Incorporation)

001-36794
(Commission
File Number)

46-4845564
(I.R.S. Employer
Identification No.)

1007 Market Street
Wilmington, Delaware 19801
(Address of principal executive offices)

Registrant's telephone number, including area code: (302) 773-1000

Check the appropriate box below if the Form 8-K filing is intended to simultaneously satisfy the filing obligation of the registrant under any of the following provisions:

- Written communications pursuant to Rule 425 under the Securities Act (17 CFR 230.425)
- Soliciting material pursuant to Rule 144-12 under the Exchange Act (17 CFR 240.144-12)
- Pre-commencement communications pursuant to Rule 144-2(b) under the Exchange Act (17 CFR 240.144-2(b))
- Pre-commencement communications pursuant to Rule 13e-4(c) under the Exchange Act (17 CFR 240.13e-4(c))

Securities registered pursuant to Section 12(b) of the Act:

Title of Each Class	Trading Symbol(s)	Name of Exchange on Which Registered
Common Stock (\$0.01 par value)	CC	New York Stock Exchange

Indicate by check mark whether the registrant is an emerging growth company as defined in Rule 405 of the Securities Act of 1933 (§230.405 of this chapter) or Rule 12b-2 of the Securities Exchange Act of 1934 (§240.12b-2 of this chapter). Emerging growth company

If an emerging growth company, indicate by check mark if the registrant has elected not to use the extended transition period for complying with any new or revised financial accounting standards provided pursuant to Section 13(a) of the Exchange Act.

Item 7.01 Regulation FD Disclosure.

On March 2, 2022, The Chemours Company (the "Company") posted a presentation to the Investor Relations section of the Company's website which will be used for upcoming discussions with investors. The presentation is furnished hereto as Exhibit 99.1.

The information furnished with this report on Form 8-K, including Exhibit 99.1, shall not be deemed "filed" for purposes of Section 18 of the Securities Exchange Act of 1934, as amended (the "Exchange Act"), or otherwise subject to the liabilities of that section, and it will not be deemed incorporated by reference into any registration statement or other document filed under the Securities Act of 1933, as amended, or the Exchange Act, except as expressly set forth by specific reference in such a filing.

Forward-Looking Statements

This Current Report on Form 8-K contains forward-looking statements, within the meaning of Section 27A of the Securities Act of 1933 and Section 21E of the Securities Exchange Act of 1934, which involve risks and uncertainties. Forward-looking statements provide current expectations of future events based on certain assumptions and include any statement that does not directly relate to a historical or current fact. The words "believe," "expect," "will," "anticipate," "plan," "estimate," "target," "project" and similar expressions, among others, generally identify "forward-looking statements," which speak only as of the date such statements were made. These forward-looking statements may address, among other things, the outcome or resolution of any pending or future environmental liabilities, the commencement, outcome or resolution of any regulatory inquiry, investigation or proceeding, the initiation, outcome or settlement of any litigation, changes in environmental regulations in the U.S. or other jurisdictions that affect demand for or adoption of our products, anticipated future operating and financial performance for our segments individually and our company as a whole, business plans, prospects, targets, goals and commitments, capital investments and projects and target capital expenditures, plans for dividends or share repurchases, sufficiency or longevity of intellectual property protection, cost reductions or savings targets, plans to increase profitability and growth, our ability to make acquisitions, integrate acquired businesses or assets into our operations, and achieve anticipated synergies or cost savings, all of which are subject to substantial risks and uncertainties that could cause actual results to differ materially from those expressed or implied by such statements. Forward-looking statements are based on certain assumptions and expectations of future events that may not be accurate or realized. These statements are not guarantees of future performance. Forward-looking statements also involve risks and uncertainties that are beyond Chemours' control. In addition, the current COVID-19 pandemic has significantly impacted the national and global economy and commodity and financial markets, which has had and we expect will continue to have a negative impact on our financial results. The full extent and impact of the pandemic is still being determined and to date has included significant volatility in financial and commodity markets and a severe disruption in economic activity. The public and private sector response has led to travel restrictions, temporary business closures, quarantines, stock market volatility, and interruptions in consumer and commercial activity globally. Matters outside our control have affected our business and operations and may or may continue to hinder our ability to provide goods and services to customers, cause disruptions in our supply chains, adversely affect our business partners, significantly reduce the demand for our products, adversely affect the health and welfare of our personnel or cause other unpredictable events. Additionally, there may be other risks and uncertainties that Chemours is unable to identify at this time or that Chemours does not currently expect to have a material impact on its business. Factors that could cause or contribute to these differences include the risks, uncertainties and other factors discussed in our filings with the U.S. Securities and Exchange Commission, including in our Annual Report on Form 10-K for the year ended December 31, 2021. Chemours assumes no obligation to revise or update any forward-looking statement for any reason, except as required by law.

Item 9.01 Financial Statements and Exhibits.

(d) Exhibits

99.1	March 2022 Investor Presentation.
104	The cover page from this Current Report on Form 8-K, formatted in Inline XBRL.

SIGNATURES

Pursuant to the requirements of the Securities Exchange Act of 1934, the registrant has duly caused this report to be signed on its behalf by the undersigned hereunto duly authorized.

THE CHEMOURS COMPANY

By: /s/ Sameer Ralhan
Sameer Ralhan
Senior Vice President, Chief Financial Officer
Date: March 2, 2022



Chemours 1Q 2022 Investor Materials

March 2022



Safe Harbor Statement and Other Matters

This presentation contains forward-looking statements, within the meaning of Section 27A of the Securities Act of 1933 and Section 21E of the Securities Exchange Act of 1934, which involve risks and uncertainties. Forward-looking statements provide current expectations of future events based on certain assumptions and a statement that does not directly relate to a historical or current fact. The words "believe," "expect," "will," "anticipate," "plan," "estimate," "target," "project" and other similar expressions, among others, generally identify "forward-looking statements," which speak only as of the date such statements were made. These forward-looking statements may address, among other things, the outcome or resolution of any pending or future environmental liabilities, the commencement, outcome or completion of any regulatory inquiry, investigation or proceeding, the initiation, outcome or settlement of any litigation, changes in environmental regulations in the jurisdictions that affect demand for or adoption of our products, anticipated future operating and financial performance for our segments individually and our company as a whole, business plans, prospects, targets, goals and commitments, capital investments and projects and target capital expenditures, plans for share repurchases, sufficiency or longevity of intellectual property protection, cost reductions or savings targets, plans to increase profitability and growth, make acquisitions, integrate acquired businesses or assets into our operations, and achieve anticipated synergies or cost savings, all of which are subject to various risks and uncertainties that could cause actual results to differ materially from those expressed or implied by such statements. Forward-looking statements are based on certain assumptions and expectations of future events that may not be accurate or realized. These statements are not guarantees of future performance. Forward-looking statements also involve risks and uncertainties that are beyond Chemours' control. In addition, the current COVID-19 pandemic has significantly impacted the global economy and commodity and financial markets, which has had and we expect will continue to have a negative impact on our financial results. The full impact of the pandemic is still being determined and to date has included significant volatility in financial and commodity markets and a severe disruption of economic activity. The public and private sector response has led to travel restrictions, temporary business closures, quarantines, stock market volatility, and a decline in consumer and commercial activity globally. Matters outside our control have affected our business and operations and may or may not continue to hinder our ability to provide goods and services to customers, cause disruptions in our supply chains, adversely affect our business partners, significantly reduce the demand for our products, adversely affect the health and welfare of our personnel or cause other unpredictable events. Additionally, there may be other risks and uncertainties that we are unable to identify at this time or that Chemours does not currently expect to have a material impact on its business. Factors that could cause or contribute to such differences include the risks, uncertainties and other factors discussed in our filings with the U.S. Securities and Exchange Commission, including in our Annual Report on Form 10-K for the year ended December 31, 2021. Chemours assumes no obligation to revise or update any forward-looking statement for any reason, except as required by law.

We prepare our financial statements in accordance with Generally Accepted Accounting Principles ("GAAP"). Within this presentation we may make reference to Adjusted Net Income, Adjusted EPS, Adjusted EBITDA, Adjusted EBITDA Margin, Free Cash Flow, Adjusted Effective Tax Rate, Return on Invested Capital (ROIC) and Leverage Ratio which are non-GAAP financial measures. The company includes these non-GAAP financial measures because management believes they provide information that they provide for greater transparency with respect to supplemental information used by management in its financial and operational decisions. Further information with respect to and reconciliations of such measures to the nearest GAAP measure can be found in the appendix hereto.

Management uses Adjusted Net Income, Adjusted EPS, Adjusted EBITDA, Adjusted EBITDA Margin, Free Cash Flow, Adjusted Effective Tax Rate, Return on Invested Capital and Leverage Ratio to evaluate the company's performance excluding the impact of certain noncash charges and other special items which we expect to be non-recurring in occurrence in order to have comparable financial results to analyze changes in our underlying business from quarter to quarter.

 Additional information for investors is available on the company's website at investors.chemours.com.



A Pathway to Significant Shareholder Value Creation

E

Improve TT earnings through the cycle while growing with strategic customers

Drive secular growth in TSS and APM behind class leading products and innovative che

Continue to manage and resolve legacy liabilities consistent with Chemours/DD/CTVA M

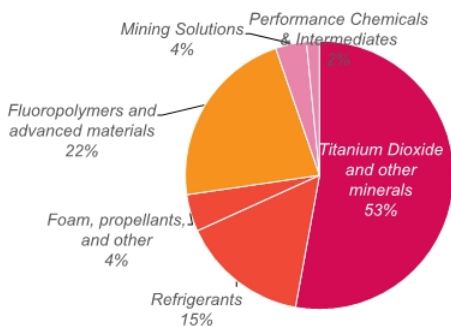
Return the majority of the free cash flow we generate to our shareholders



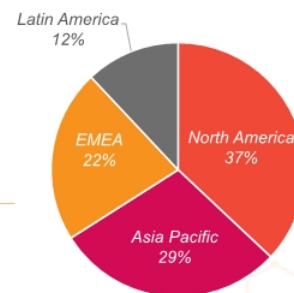
(\$ in millions)

Total Chemours ¹		Titanium Technologies		Thermal & Specialized Solutions		Advanced Performance Materials		Chemical	
Net Sales	Adj. EBITDA Margin	Net Sales	Adj. EBITDA Margin	Net Sales	Adj. EBITDA Margin	Net Sales	Adj. EBITDA Margin	Net Sales	Adj. EBITDA Margin
\$6,345	\$ 1,313 21%	\$3,355	\$ 809 24%	\$1,257	\$ 412 33%	\$1,397	\$ 261 19%	\$336	
2021	2021	2021	2021	2021	2021	2021	2021	2021	2021

Products²



Geography²



See reconciliation of Non-GAAP measures in the appendix.

Source: Company filings
¹ Includes \$220 corporate and other e
² Data represents net sales for the year ended December

Thermal & Specialized Solutions (TSS) Overview

- Leading, global provider of refrigerants, thermal management solutions, propellants, foam blowing agents, and specialty solvents
- Category leader in next-gen low GWP technology
 - Co-developed HFO technology
 - Advantaged process technology at Corpus Christi
 - Robust international patent portfolio; no single patent will significantly affect our market position



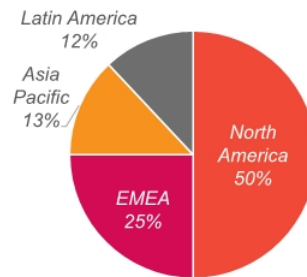
Global Manufacturing Network positioned to respond to customers' needs based on evolving market conditions



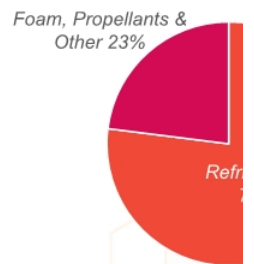
TSS key end markets



2021 Regional Sales



2021 Market



PHASE 1: First Wave

(2015-2020)

DRIVERS

- EU MAC Directive (100% EU Auto OEMs)
- EU F-gas (EU Stationary Phase-In)
- US CAFE Standards (75% US Auto OEMs)
- R22 Phaseout

APPLICATIONS

- Mobile AC OEMs (EU, US, Japan, Korea)
- Commercial Refrigeration

PHASE 2: Expansion

(2020-2024)

DRIVERS

- US AIM Act
- EU F-gas
- Kigali Amendment

APPLICATIONS

- Mobile AC OEM (EU, US, Japan, Korea, China and developing countries)
- Mobile AC After Market
- Heat Pumps & Chillers
- Commercial Refrigeration
- AC

PHASE 3: Mass Adoption

(2025 – 2030+)

MEGATRENDS

- Climate Impact & Circular Economy
- Decarbonization & Electrification
- Increased Connectivity
- Growing Middle Class Urbanization



Market driven needs shaping future opportunities for thermal management solutions



Decarbonization & Electrification

New energy solutions requiring new approaches to thermal management



Increased Connectivity & Data

Expanding reliance on data and networks needs efficient cooling technology



Growing Middle Class & Urbanization

Growth in demand for appliances and infrastructure supporting convenience lifestyles



Climate Imp Circular Eco

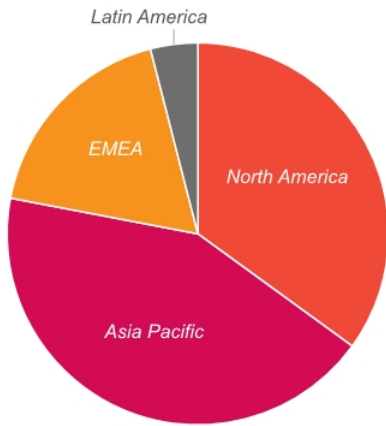
Growing recognition of lower GWP options, and supply chain responsibility



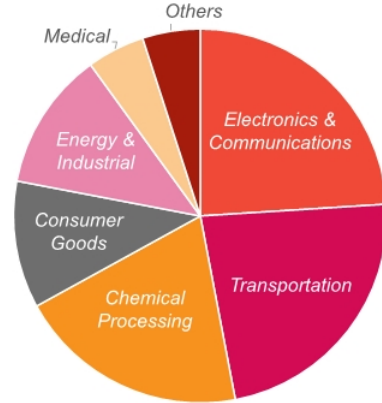
Advanced Performance Materials (APM) Overview



Strong Global Footprint¹



Diverse Revenue Base^{1,2}



¹ Data represents net sales for the year end
² Excluded external monomer sales.



**Addressable Market
CAGR 2021-2025:**

8%

How we fit:

PFA is a critical material used for chemical distribution systems within semiconductor manufacturing

Semiconductor fabs use approximately 0.5kg PFA per square foot to manufacture advanced logic devices. On average, an advanced logic device is expected to be 600k sq. feet. Large and medium fabs are being built every day for advanced nodes

Building on a strong position

Position to participate in both legacy node (>5nm) chip used in auto production, and advanced nodes (<=5nm); major part of enabling advanced communication, 5G, and consumer electronics.

By 2025, there could be as many as 75 billion IoT devices—all requiring semiconductor



**Addressable Market
CAGR Fluoropolymer
Copper Laminate 2021-2025: 20%**

How we fit:

Teflon™ products have unique dielectric properties and excellent insulating performance. Our innovation is key to developing next-generation products for infrastructure.

Expanding our market reach

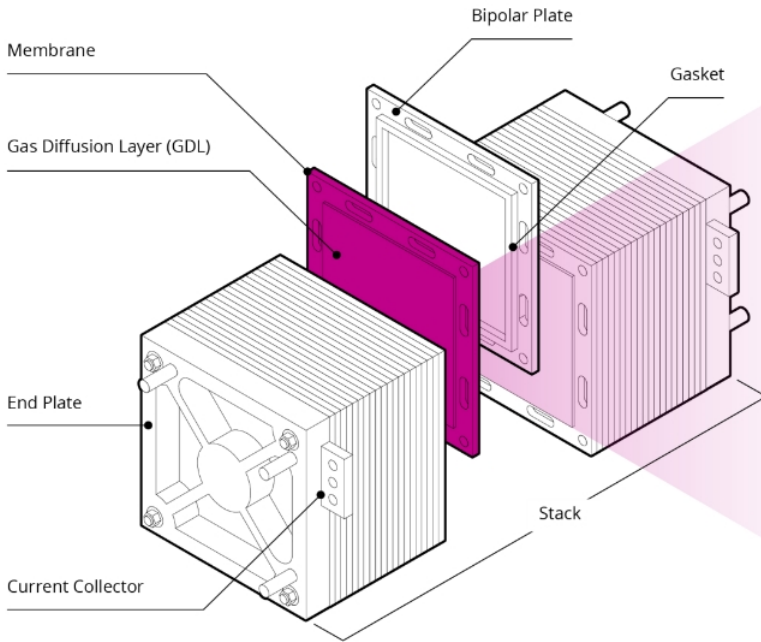
Today, we are critical to the data cable that makes maximum connectivity possible. The future of 5G will require more cable, more antennas, and more data centers to process all the information. Our solutions will be integral to all aspects of this growth market.



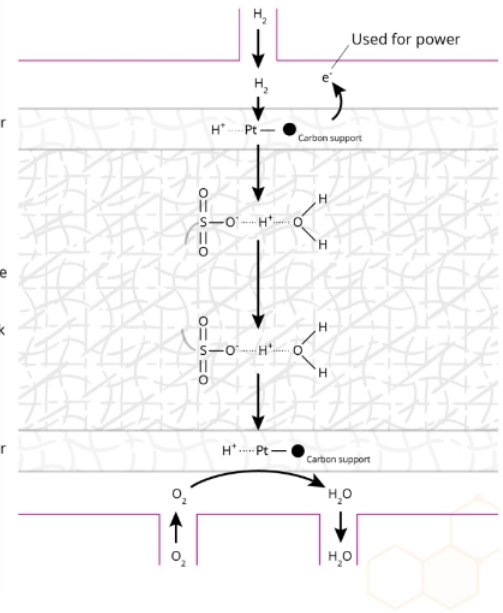
APM: Powering the Hydrogen Economy with Nafion™ Membranes

Nafion™ membranes are at the core of fuel cells and electrolyzers

Nafion™ dispersions and membranes enable proton exchange at the molecular level

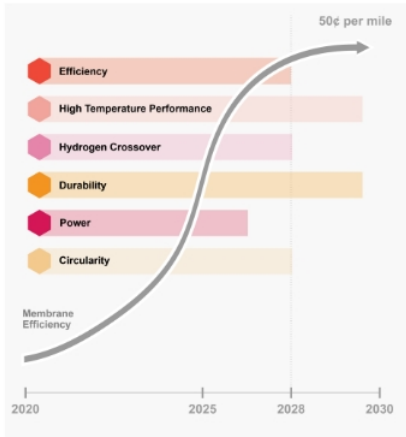


Nafion™ membrane
• Protons diffuse through the Nafion™ network

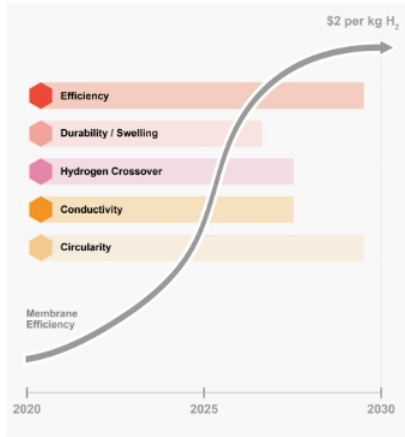


APM: PEM Membrane TAM

Fuel Cell Diesel Parity Total Cost of Ownership

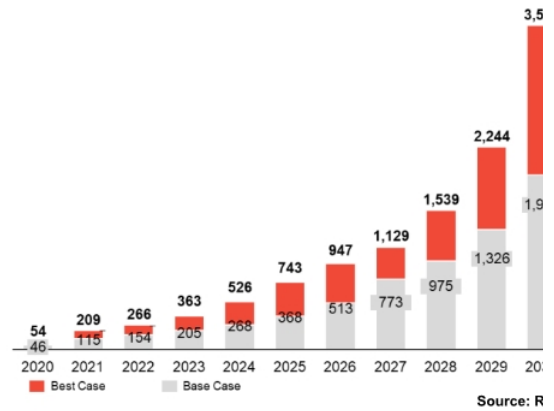


Water Electrolysis Hydrocarbon Parity



PEM Membrane TAM Outlook (thru 2030)

\$ M



Chemours Target to Demonstrate Recyclability

Source: The Chemours Company





Chemour

Segment Net Sales and Adjusted EBITDA (unaudited)

E

(\$ in millions)

	Year Ended December 31,	
	2021	2020
SEGMENT NET SALES		
Titanium Technologies	\$ 3,355	\$ 2,402
Thermal & Specialized Solutions	1,257	1,105
Advanced Performance Materials	1,397	1,104
Chemical Solutions	336	358
Total Company	<u>\$ 6,345</u>	<u>\$ 4,969</u>
SEGMENT ADJUSTED EBITDA		
Titanium Technologies	\$ 809	\$ 510
Thermal & Specialized Solutions	412	354
Advanced Performance Materials	261	126
Chemical Solutions	51	73
Corporate and Other	(220)	(184)
Total Company	<u>\$ 1,313</u>	<u>\$ 879</u>
SEGMENT ADJUSTED EBITDA MARGIN		
Titanium Technologies	24%	21%
Thermal & Specialized Solutions	33%	32%
Advanced Performance Materials	19%	11%
Chemical Solutions	15%	20%
Corporate and Other	—	—
Total Company	<u>21%</u>	<u>18%</u>



GAAP Income (loss) Before Income Taxes to Adjusted EBITDA Reconciliation (unaudited)

(\$ in millions)

	Year Ended December 31,	
	2021	2020
Income before income taxes	\$ 676	\$ 179
Interest expense, net	185	210
Depreciation and amortization	317	321
Non-operating pension and other post-retirement employee benefit income	(9)	(1)
Exchange (gains) losses, net	(3)	21
Restructuring, asset-related, and other charges	6	81
Loss on extinguishment of debt	21	21
Gain on sales of assets and businesses	(115)	(1)
Natural disasters and catastrophic events	21	—
Transaction costs	4	—
Qualified spend recovery	(20)	—
Legal and environmental charges	230	41
Adjusted EBITDA	\$ 1,313	\$ 879



